

Preliminary

LL-U26V1C-003

DATA SHEET



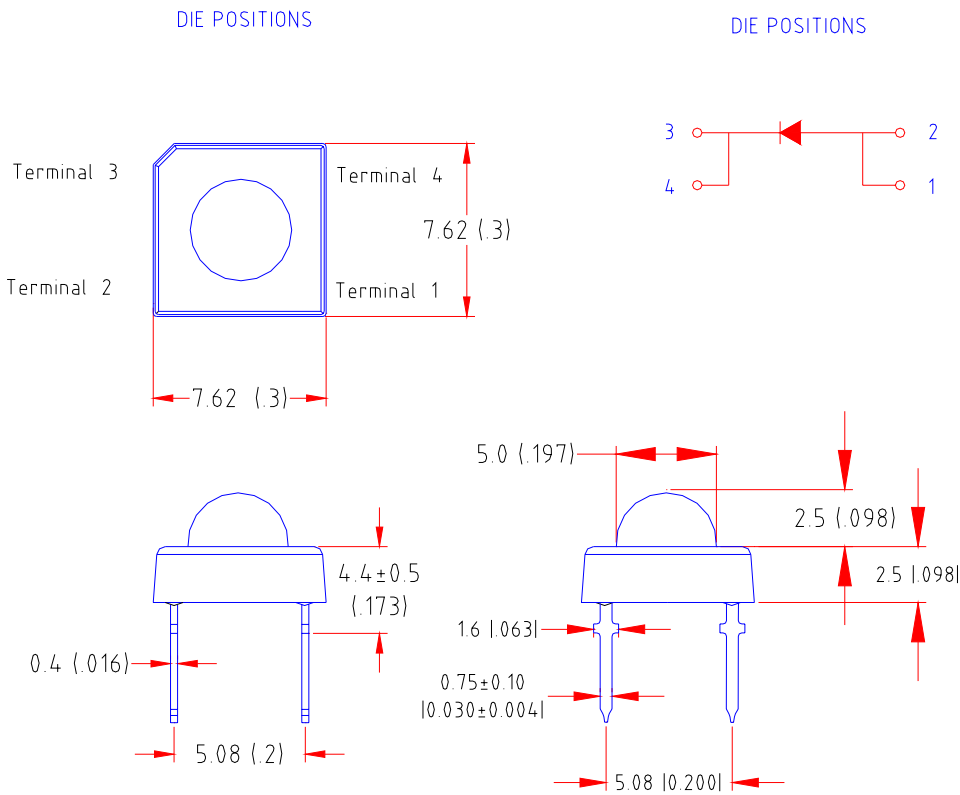
QC: 王士光

ENG: 劉為中

Prepared By: 楊銀花

Part No.	LL-U26V1C-003	Spec No.	S/N-06081122	Page	1 of 4
----------	---------------	----------	--------------	------	--------

Package Dimensions:



Part NO.	Chip Material	Lens Color	Emission Color
LL-U26V1C-003	AlGaInP	Water Clear	Super Bright Red

Notes:

- All dimensions are in millimeters (inches).
- Tolerance is $\pm 0.25\text{mm}$ (.010") unless otherwise noted.
- Protruded resin under flange is 1.0mm (.04") max.
- Lead spacing is measured where the leads emerge from the package.
- Specifications are subject to change without notice.
- This data-sheet only valid for six months.



Absolute Maximum Ratings at Ta=25°C

Parameter	MAX.	Unit
Power Dissipation	90	mW
Peak Forward Current (1/10 Duty Cycle, 0.1ms Pulse Width)	100	mA
Continuous Forward Current	35	mA
Derating Linear From 50°C	0.4	mA/°C
Reverse Voltage	5	V
Operating Temperature Range	-30°C to +80°C	
Storage Temperature Range	-40°C to +100°C	
Lead Soldering Temperature[4mm(.157") From Body]	260°C for 5 Seconds	

Electrical Optical Characteristics at Ta=25°C

Parameter	Symbol	Min.	Typ.	Max.	Unit	Test Condition
Luminous Intensity	I_v	460	1000		mcd	$I_F=20\text{mA}$ (Note 1)
Viewing Angle	$2\theta_{1/2}$	75	85	95	Deg	(Note 2)
Peak Emission Wavelength	λ_p	635	640	645	nm	$I_F=20\text{mA}$
Dominant Wavelength	λ_d	625	630	635	nm	$I_F=20\text{mA}$ (Note 3)
Spectral Line Half-Width	$\Delta\lambda$	15	20	25	nm	$I_F=20\text{mA}$
Forward Voltage	V_F	1.8	2.2	2.7	V	$I_F=20\text{mA}$
Reverse Current	I_R			50	μA	$V_R=5\text{V}$

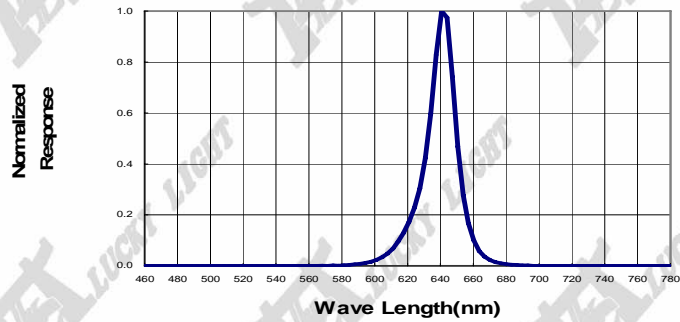
Notes:

- Luminous intensity is measured with a light sensor and filter combination that approximates the CIE eye-response curve.
- $\theta_{1/2}$ is the off-axis angle at which the luminous intensity is half the axial luminous intensity
- The dominant wavelength (λ_d) is derived from the CIE chromaticity diagram and represents the single wavelength which defines the color of the device.
- Forward voltage measurement allowance is $\pm 0.1\text{V}$
- Luminous Intensity Measurement Allowance is $\pm 10\%$.

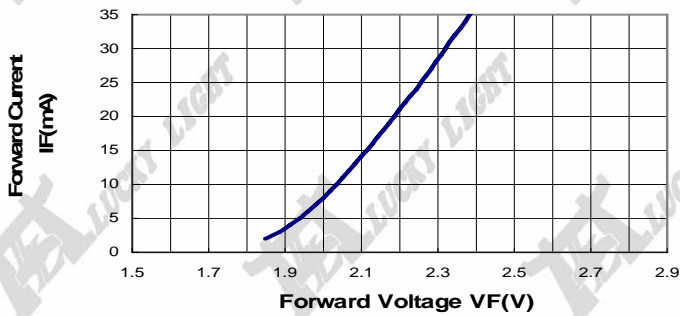


Typical Electrical / Optical Characteristics Curves
 (25°C Ambient Temperature Unless Otherwise Noted)

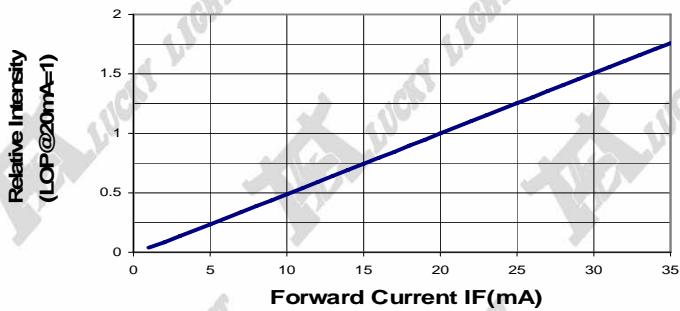
Spectral Radiance (Peak @640 nm)



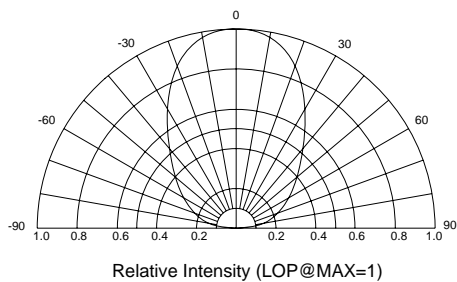
Forward Current vs Forward Voltage



Relative Luminous Intensity vs Forward Current



Beam Pattern



Forward Current Derating Curve

